
















Troy Twilight Invite

Troy

Race 3 - Women's Scarlet Race - 5K

9/11/21 - 9:00pm

Team Results

Place	Team	Score	Team Time	Runner Avg	Avg Mile	5 Man Gap	Finish Order	Scoring Order
1	 Cin. St. Ursula Acad.	45	1:38:57	19:48	6:23	0:39	4-6-9-12-14-18-24	4-6-9-12-14-18-24
2	 Oak Hills	56	1:39:14	19:51	6:24	2:30	1-2-8-11-42-46-49	1-2-8-11-34-36-39
3	 Waynesville	102	1:41:42	20:21	6:33	2:24	3-17-19-20-54-75-86	3-17-19-20-43-56-64
4	 Beavercreek	138	1:44:05	20:49	6:42	1:42	13-21-28-44-53-58-60	13-21-27-35-42-46-48
5	 Western Brown	140	1:44:12	20:51	6:43	1:53	7-26-30-48-51-83	7-26-28-38-41-62
6	 Arcanum	195	1:47:17	21:28	6:55	2:30	10-47-55-59-77-99-142	10-37-44-47-57-71-86
7	 Butler	203	1:47:18	21:28	6:55	2:49	15-25-33-91-94-118	15-25-30-66-67-80
8	 Anna	207	1:47:17	21:28	6:55	1:49	22-31-62-68-72-100-103	22-29-49-52-55-72-75
9	 Troy	213	1:48:06	21:38	6:58	2:17	16-50-56-69-79-85-89	16-40-45-53-59-63-65
10	 Bellbrook	220	1:48:27	21:42	6:59	2:06	23-38-64-70-81-112-121	23-32-50-54-61-78-81
11	 Lak. East	255	1:50:29	22:06	7:07	3:35	5-67-78-95-101-102-109	5-51-58-68-73-74-77
12	 Sidney	328	1:54:47	22:58	7:24	3:27	34-97-98-107-128-132-134	31-69-70-76-82-84-85
13	 Milton-Union	342	2:03:44	24:45	7:58	10:03	39-80-115-131-143	33-60-79-83-87
DNP	 Piqua		21:03	21:03	6:47		36	1 Runner
DNP	 Newton Local		21:12	21:12	6:50		37	1 Runner

Race 3 - Women's Scarlet Race - 5K

9/11/21 - 9:00pm

Individual Results

Place	Name	Grade	Team	Time	Points
1	Eva Hensley	10	Oak Hills	18:55.5	1
2	Anabelle McDonald	11	Oak Hills	19:12.1	2
3	Samantha Erbach	10	Waynesville	19:17.3	3
4	Stewart Avery	12	Cin. St. Ursula Acad.	19:23.3	4
5	Jocelyn Willis	11	Lak. East	19:41.5	5
6	Tierney Beatrice	10	Cin. St. Ursula Acad.	19:43.5	6
7	Natalie Rice	10	Western Brown	19:45.1	7
8	Alyssa Hammond	11	Oak Hills	19:46.3	8
9	Scott Ellen	12	Cin. St. Ursula Acad.	19:50.1	9
10	Brooklyn Miras	11	Arcanum	19:54.3	10
11	Julia Hageman	11	Oak Hills	19:54.3	11
12	Hunstad Brooke	12	Cin. St. Ursula Acad.	19:58.0	12
13	Macie Roberts	9	Beavercreek	19:58.3	13
14	Hubert Chloe	10	Cin. St. Ursula Acad.	20:01.7	14
15	Eleanor Towe	11	Butler	20:04.3	15
16	Renee Kovacs	12	Troy	20:10.1	16
17	Kyla Harvey	10	Waynesville	20:10.7	17
18	Kayleigh Zimmer	12	Cin. St. Ursula Acad.	20:12.6	18
19	Maria Gill	10	Waynesville	20:15.8	19
20	Emme Greely	10	Waynesville	20:15.9	20
21	Abby Roderer	12	Beavercreek	20:20.8	21
22	Bethany Althausser	12	Anna	20:23.9	22
23	Ellen Khong	10	Bellbrook	20:28.7	23
24	Barron Catherine	9	Cin. St. Ursula Acad.	20:30.2	24
25	Ellie Davis	9	Butler	20:36.6	25
26	Hadley Jones	10	Western Brown	20:36.7	26
27	Hubert Natalie	11	Cin. St. Ursula Acad.	20:37.0	
28	Jamie Confer	11	Beavercreek	20:37.5	27
29	Pavloff Grace	11	Cin. St. Ursula Acad.	20:37.7	
30	Avery Vance	10	Western Brown	20:37.8	28
31	Paige Steinke	10	Anna	20:43.7	29
32	Winter Gertrude	11	Cin. St. Ursula Acad.	20:49.5	
33	Allison Shelly	11	Butler	20:51.4	30
34	Emily Fleming	10	Sidney	20:54.1	31
35	Margo Kelley	11	Cin. St. Ursula Acad.	21:00.6	
36	Cassie Schrubb	12	Piqua	21:03.0	
37	McKenna Downing	12	Newton Local	21:11.4	
38	Emily Crane	11	Bellbrook	21:15.0	32
39	Maddie Stasiak	12	Milton-Union	21:16.3	33

Place	Name	Grade	Team	Time	Points
40	Gillock Madeline	12	Cin. St. Ursula Acad.	21:24.2	
41	Mickol Anna	11	Cin. St. Ursula Acad.	21:24.8	
42	Caitlyn Wunderlich	10	Oak Hills	21:25.0	34
43	Maggie Braun	12	Cin. St. Ursula Acad.	21:28.3	
44	Claire Eskew	10	Beavercreek	21:28.6	35
45	Zeller Rachel	11	Cin. St. Ursula Acad.	21:33.3	
46	Annabelle Hageman	9	Oak Hills	21:33.9	36
47	Hailey Unger	12	Arcanum	21:34.4	37
48	Jewels Davis	11	Western Brown	21:34.9	38
49	Eve Troutwine	9	Oak Hills	21:35.4	39
50	Ashley Kyle	10	Troy	21:36.6	40
51	Paige Abbinante	12	Western Brown	21:37.5	41
52	Fermann Abigail	12	Cin. St. Ursula Acad.	21:37.7	
53	Kennedy Helton	10	Beavercreek	21:39.5	42
54	Alyza Camp	11	Waynesville	21:41.3	43
55	Ariane Garrison	10	Arcanum	21:41.7	44
56	Millie Peltier	11	Troy	21:42.1	45
57	Robillard Addie	9	Cin. St. Ursula Acad.	21:42.5	
58	Lauren Nowe	11	Beavercreek	21:42.7	46
59	Lydia Shannon	12	Arcanum	21:42.7	47
60	Alex Magoteaux	10	Beavercreek	21:44.5	48
61	Elinor Shuttleworth	11	Beavercreek	21:45.2	
62	Kaylie Kipp	12	Anna	21:46.7	49
63	Schulze Michaela	12	Cin. St. Ursula Acad.	21:55.6	
64	Madison Bretland	11	Bellbrook	21:56.5	50
65	Anna Price	9	Oak Hills	21:56.7	
66	Fermann Ruth	11	Cin. St. Ursula Acad.	22:06.4	
67	Brooke Wilson	10	Lak. East	22:08.2	51
68	Serenity Williamson	9	Anna	22:08.9	52
69	Claire Harju	12	Troy	22:10.0	53
70	Bella Beeghly	9	Bellbrook	22:12.1	54
71	Nathalie Erhler	12	Cin. St. Ursula Acad.	22:12.6	
72	Breann Reaman	12	Anna	22:12.8	55
73	Paul Leah	12	Cin. St. Ursula Acad.	22:13.6	
74	Hoffman Eleanor	12	Cin. St. Ursula Acad.	22:18.4	
75	Rachel Ingle	12	Waynesville	22:22.8	56
76	Mia Beemsterboer	11	Beavercreek	22:22.8	
77	Kylee Freeman	11	Arcanum	22:23.8	57
78	Hope Keith	11	Lak. East	22:26.4	58

Race 3 - Women's Scarlet Race - 5K

9/11/21 - 9:00pm

Individual Results

Place	Name	Grade	Team	Time	Points
79	Lily Zimmerman	9	Troy	22:27.0	59
80	Ty Parsons	10	Milton-Union	22:32.6	60
81	Fiona Lin	11	Bellbrook	22:34.4	61
82	Kellee Shay	10	Oak Hills	22:37.7	
83	Raven Woods	12	Western Brown	22:38.3	62
84	Phoebe Burns	12	Beavercreek	22:39.1	
85	Morgan Maxwell	9	Troy	22:43.5	63
86	Olivia Walters	9	Waynesville	22:44.1	64
87	Madison Coster	10	Oak Hills	22:46.4	
88	Riley Williams	10	Oak Hills	22:47.8	
89	Hannah Brooks	11	Troy	22:47.9	65
90	Hallie Frigge	11	Troy	22:52.0	
91	Sidney Vieth	10	Butler	22:52.3	66
92	Macy Crawford	10	Beavercreek	22:52.5	
93	Madison Russ	10	Beavercreek	22:52.9	
94	Eva Stalter	12	Butler	22:53.0	67
95	Meredith Brown	10	Lak. East	22:55.7	68
96	Allison Unger	10	Troy	22:56.9	
97	Kara Kellner	9	Sidney	23:01.7	69
98	Sage Steinke	12	Sidney	23:02.4	70
99	Lani Hollinger	11	Arcanum	23:04.2	71
100	Hope Bixler	12	Anna	23:14.0	72
101	Ella Huelskamp	11	Lak. East	23:16.3	73
102	Jenna Rugg	12	Lak. East	23:23.4	74
103	Kayli Brewer	12	Anna	23:24.1	75
104	Elise Hempstead	11	Beavercreek	23:25.1	
105	Kara Enneking	10	Troy	23:26.4	
106	Kate Handle	12	Waynesville	23:27.7	
107	Nicole Siegel	12	Sidney	23:28.1	76
108	Skylar Cain	10	Beavercreek	23:34.4	
109	Sarah Rieger	9	Lak. East	23:35.4	77
110	Rauni Turner	11	Beavercreek	23:35.5	
111	Avery Borowski	12	Beavercreek	23:38.7	
112	Adrienne Gerbic	11	Bellbrook	23:40.2	78
113	Caitlyn Chen	10	Beavercreek	23:40.4	
114	Kate Oswald	10	Beavercreek	23:40.6	
115	Karlee Thomas	11	Milton-Union	23:50.2	79
116	Audrey Charles	9	Lak. East	23:51.9	
117	Robin John	11	Oak Hills	23:53.9	

Place	Name	Grade	Team	Time	Points
118	Audrey Nichols	10	Butler	23:54.4	80
119	Audrey Fecher	10	Beavercreek	23:55.3	
120	Alexis Brookings	9	Beavercreek	23:56.7	
121	Bella Vaughn	11	Bellbrook	23:56.9	81
122	Payten Ohalloran	11	Beavercreek	23:59.3	
123	Rebecca Drew	9	Waynesville	24:01.2	
124	Lindsay Schumacher	12	Bellbrook	24:02.8	
125	Mikayla Snyder	10	Beavercreek	24:06.2	
126	Audrey Hamman	9	Beavercreek	24:11.1	
127	Aubrey Mackay	12	Beavercreek	24:17.6	
128	Montana Stephens	12	Sidney	24:20.7	82
129	Rachel Ward	10	Beavercreek	24:24.4	
130	Sydney Mancuso	12	Beavercreek	24:26.0	
131	Madison Coate	11	Milton-Union	24:45.7	83
132	Maya Thompson	12	Sidney	24:55.4	84
133	Elizabeth Mckeehan	11	Waynesville	24:57.6	
134	Olivia Murphy	10	Sidney	24:58.9	85
135	Chelsea Muhlenkamp	9	Troy	25:19.7	
136	Makayla Skinner	9	Bellbrook	25:25.0	
137	Sophie Wilson	11	Lak. East	25:25.2	
138	Lauryn Wolters	12	Anna	25:41.4	
139	Zoey Dunham	11	Lak. East	25:59.4	
140	Roberts Samantha	12	Cin. St. Ursula Acad.	26:25.7	
141	Bender Sarah	12	Cin. St. Ursula Acad.	26:56.7	
142	Shanona Hamilton	9	Arcanum	27:38.6	86
143	Marissa Twentier	9	Milton-Union	31:18.6	87
144	Simonson Maggie	12	Cin. St. Ursula Acad.	31:35.2	