





Race 2 - MS - 2 Mile

9/23/21

Team Results - Overall

| Place | Team | Score | Team Time | Runner Avg | Avg Mile | 5 Man Gap | Finish Order | Scoring Order |
|-------|---|-------|-----------|------------|----------|-----------|--------------|---------------|
| DNP |  Taft | | 1:49:58 | 27:30 | 13:45 | | 1-3-5-6 | 4 Runners |
| DNP |  Gamble Montessori | | 51:39 | 25:50 | 12:55 | | 2-4 | 2 Runners |



Race 2 - MS - 2 Mile

9/23/21 -

Individual Results - Overall



| Place | Name | Grade | Team | Time | Points |
|-------|-----------------|-------|-------------------|---------|--------|
| 1 | Kamari Kollie | 8 | Taft | 22:13.7 | |
| 2 | Tajahe Brode | 9 | Gamble Montessori | 23:12.1 | |
| 3 | MyLajjah Jordan | 8 | Taft | 27:14.0 | |
| 4 | Breana Anderson | 8 | Gamble Montessori | 28:26.0 | |
| 5 | Briana Burton | 7 | Taft | 30:00.4 | |
| 6 | Brooklyn Adams | 8 | Taft | 30:29.6 | |



Race 2 - MS - 2 Mile

9/23/21

Team Results - Girls

| Place | Team | Score | Team Time | Runner Avg | Avg Mile | 5 Man Gap | Finish Order | Scoring Order |
|-------|---|-------|-----------|------------|----------|-----------|--------------|---------------|
| DNP |  Taft | | 1:49:58 | 27:30 | 13:45 | | 1-3-5-6 | 4 Runners |
| DNP |  Gamble Montessori | | 51:39 | 25:50 | 12:55 | | 2-4 | 2 Runners |



Race 2 - MS - 2 Mile

9/23/21 -

Individual Results - Girls

| Place | Name | Grade | Team | Time | Points |
|-------|-----------------|-------|-------------------|---------|--------|
| 1 | Kamari Kollie | 8 | Taft | 22:13.7 | |
| 2 | Tajahe Brode | 9 | Gamble Montessori | 23:12.1 | |
| 3 | MyLajjah Jordan | 8 | Taft | 27:14.0 | |
| 4 | Breana Anderson | 8 | Gamble Montessori | 28:26.0 | |
| 5 | Briana Burton | 7 | Taft | 30:00.4 | |
| 6 | Brooklyn Adams | 8 | Taft | 30:29.6 | |

