



















Race 3 - Varsity II Girls Blue - 5000m

9/25/21

Team Results

Place	Team	Score	Team Time	Runner Avg	Avg Mile	5 Man Gap	Finish Order	Scoring Order
1	 Mason	56	1:50:34	22:07	7:07	0:32	6-10-11-14-15-16-22	6-10-11-14-15-16-22
2	 Springboro	62	1:51:02	22:13	7:09	0:52	5-9-12-17-19-26-32	5-9-12-17-19-26-31
3	 Beavercreek	78	1:50:52	22:11	7:09	2:02	2-8-21-23-24-25-30	2-8-21-23-24-25-29
4	 Spr. Northwestern	78	1:50:34	22:07	7:08	2:13	1-4-18-27-28-41-42	1-4-18-27-28-35-36
5	 Fairmont	151	1:56:38	23:20	7:31	2:01	13-31-36-43-48-52-60	13-30-32-37-39-41-46
6	 Miami Valley School	173	2:01:16	24:16	7:49	5:35	3-38-50-56-71	3-33-40-43-54
7	 Tre. Edgewood	193	2:04:40	24:56	8:02	6:11	7-40-64-65-74	7-34-48-49-55
8	 Lak. West	224	2:04:24	24:53	8:01	1:27	46-57-58-63-66-69-70	38-44-45-47-50-52-53
9	 Valley View	226	2:10:07	26:02	8:23	5:47	20-53-67-75-76-78-81	20-42-51-56-57-58-59
DNP	 West Carrollton		2:29:28	37:22	12:02		86-87-89-91	4 Runners
DNP	 Trotwood-Madison		1:16:02	25:21	8:10		44-61-72	3 Runners
DNP	 Greenon		1:23:08	27:43	8:56		62-73-82	3 Runners
DNP	 Cin. Christian		1:24:48	28:16	9:06		49-79-84	3 Runners
DNP	 East Dayton Christian		55:53	27:57	9:00		55-85	2 Runners
DNP	 Stivers		1:17:17	38:39	12:27		88-90	2 Runners
DNP	 Dominion Academy		29:30	29:30	9:30		80	1 Runner



Race 3 - Varsity II Girls Blue - 5000m

9/25/21 -

Individual Results

Place	Name	Grade	Team	Time	Points
1	Madison Little	12	Spr. Northwestern	20:38.9	1
2	Abby Roderer	12	Beavercreek	20:42.6	2
3	Katelyn Smittle	9	Miami Valley School	21:37.8	3
4	Madison Lyday	12	Spr. Northwestern	21:39.6	4
5	Reegan Enix	10	Springboro	21:44.6	5
6	Mia Kinross	11	Mason	21:46.5	6
7	Ashlynn Williams	11	Tre. Edgewood	22:01.1	7
8	Elinor Shuttleworth	11	Beavercreek	22:01.6	8
9	Kylie Elliott	10	Springboro	22:05.3	9
10	Molly Morrissey	11	Mason	22:05.4	10
11	Elise Lockett	10	Mason	22:06.9	11
12	Jane Fehring	11	Springboro	22:07.5	12
13	Allison Smith	10	Fairmont	22:09.5	13
14	Julia Compson	10	Mason	22:16.5	14
15	Mallory Clark	10	Mason	22:17.8	15
16	Khusbu Patel	9	Mason	22:18.5	16
17	Morgan Stewart	12	Springboro	22:27.6	17
18	Natalie Boehmer	12	Spr. Northwestern	22:33.6	18
19	Anna Jones	12	Springboro	22:36.5	19
20	Katie Walton	11	Valley View	22:38.4	20
21	Macy Crawford	10	Beavercreek	22:40.7	21
22	Anna Schmeichel	10	Mason	22:40.9	22
23	Mia Beemsterboer	11	Beavercreek	22:42.9	23
24	Alex Magoteaux	10	Beavercreek	22:43.9	24
25	Caitlyn Chen	10	Beavercreek	22:44.7	25
26	Amina Moumkine	9	Springboro	22:49.3	26
27	Alyssa Christian	10	Spr. Northwestern	22:50.6	27
28	Kayley Yontz	11	Spr. Northwestern	22:51.1	28
29	Allyssa Dilley	12	Mason	22:52.4	
30	Elise Hempstead	11	Beavercreek	22:58.1	29
31	Katie Needles	10	Fairmont	23:10.3	30
32	Riley Orr	10	Springboro	23:14.8	31
33	Eliza Orlando	9	Mason	23:16.5	
34	Lucinda Miracle	9	Mason	23:17.2	
35	Kate Oswald	10	Beavercreek	23:19.6	
36	Hannah Wentzel	10	Fairmont	23:21.7	32
37	Emma Jenkins	10	Springboro	23:23.6	
38	Julia Peters	12	Miami Valley School	23:26.4	33
39	Hannah Bletzinger	10	Springboro	23:37.5	

Place	Name	Grade	Team	Time	Points
40	alexis pope	8	Tre. Edgewood	23:38.4	34
41	Isabella Baker	10	Spr. Northwestern	23:40.1	35
42	Anna Prack	11	Spr. Northwestern	23:41.3	36
43	Miranda Weiner	11	Fairmont	23:45.7	37
44	Mariah Huston	12	Trotwood-Madison	23:49.3	
45	Meghan Rosenbaum	9	Spr. Northwestern	23:59.2	
46	Emily Pate	12	Lak. West	24:08.8	38
47	Kensie Hayes	11	Spr. Northwestern	24:09.6	
48	Adysen David	9	Fairmont	24:10.3	39
49	Megan Brown	12	Cin. Christian	24:12.8	
50	Megan Brenner	12	Miami Valley School	24:17.4	40
51	Rauni Turner	11	Beavercreek	24:19.2	
52	Madelynn Spirk	9	Fairmont	24:25.3	41
53	Mary Schade	9	Valley View	24:32.9	42
54	Elaina Gill	10	Springboro	24:35.4	
55	Bailey Faulkner	12	East Dayton Christian	24:36.3	
56	Lily Dettmer	12	Miami Valley School	24:42.0	43
57	Megan Klare	12	Lak. West	24:43.2	44
58	Daisy Schaefer	9	Lak. West	24:43.4	45
59	Kylie Mahood	11	Spr. Northwestern	24:45.6	
60	Ellie Lehman	12	Fairmont	24:47.1	46
61	Mariah Day	10	Trotwood-Madison	24:58.7	
62	Kate Welsheimer	10	Greenon	25:10.5	
63	Zara Silvis	11	Lak. West	25:12.2	47
64	claire roten	9	Tre. Edgewood	25:13.8	48
65	Jovana Lambe	10	Tre. Edgewood	25:35.2	49
66	Lucy Schaefer	12	Lak. West	25:35.5	50
67	Libby Porter	12	Valley View	26:05.3	51
68	Abigail Romstadt	9	Fairmont	26:28.4	
69	Kiersten Carr	12	Lak. West	26:52.5	52
70	Mo Stevens	11	Lak. West	27:11.8	53
71	Molly Van Kirk-Butler	9	Miami Valley School	27:12.4	54
72	Erin Starks	12	Trotwood-Madison	27:13.6	
73	Addison Brittingham	9	Greenon	27:44.3	
74	Lydia Herb	10	Tre. Edgewood	28:11.2	55
75	Ella Ragon	1	Valley View	28:24.9	56
76	Riley Pauling	1	Valley View	28:25.1	57
77	Emily Turner	11	Lak. West	28:34.9	



Race 3 - Varsity II Girls Blue - 5000m

9/25/21 -

Individual Results

Place	Name	Grade	Team	Time	Points
78	Olivia Ables	1	Valley View	28:49.1	58
79	Courtney Snider	11	Cin. Christian	29:26.7	
80	Rachel Franke	11	Dominion Academy	29:29.6	
81	Sami Pauling	9	Valley View	29:34.9	59
82	Isabelle Rathbun	11	Greenon	30:13.0	
83	Mercedes Truax	9	Valley View	30:46.2	
84	Sydney Van Vliet	9	Cin. Christian	31:08.0	
85	Stephanie Fowle	11	East Dayton Christian	31:16.6	
86	Colleen Bailey	12	West Carrollton	34:05.9	
87	Luci Fay	9	West Carrollton	36:24.0	
88	Jade Diaz Nolasco	11	Stivers	37:05.7	
89	Jenna Riehl-Rice	9	West Carrollton	38:06.7	
90	Mareyhana Scurry	10	Stivers	40:10.4	
91	Savanna Palmisano	12	West Carrollton	40:50.9	

