









Race 1 - Girls Varsity/Open - 5K

10/16/2021 - 9:30 AM

Team Results - Overall

| Place | Team | Score | Team Time | Runner Avg | Avg Mile | 5 Man Gap | Finish Order | Scoring Order |
|-------|--|-------|-----------|------------|----------|-----------|----------------------|----------------------|
| 1 |  Talawanda | 20 | 1:46:41 | 21:21 | 6:53 | 2:46 | 1-2-4-5-8-12-17 | 1-2-4-5-8-12-17 |
| 2 |  Ross | 46 | 1:53:43 | 22:45 | 7:20 | 1:10 | 6-7-9-11-13-14-24 | 6-7-9-11-13-14-21 |
| 3 |  Harrison | 83 | 2:01:40 | 24:20 | 7:50 | 2:04 | 10-16-20-21-23-29-33 | 10-16-18-19-20-24-25 |
| 4 |  Tre. Edgewood | 89 | 2:06:43 | 25:21 | 8:10 | 8:55 | 3-15-25-28-40-45 | 3-15-22-23-26-27 |
| DNP |  Cin. Northwest | | 1:37:10 | 32:24 | 10:26 | | 36-43-44 | 3 Runners |
| DNP |  Mt. Healthy | | 54:46 | 27:23 | 8:49 | | 18-38 | 2 Runners |



Race 1 - Girls Varsity/Open - 5K

10/16/2021 - 9:30 AM

Individual Results - Overall

| Place | Name | Grade | Team | Time | Points |
|-------|---------------------------|-------|----------------|---------|--------|
| 1 | Hannah Lippincott | 12 | Talawanda | 19:57.3 | 1 |
| 2 | Lucia Rodbro | 9 | Talawanda | 20:16.1 | 2 |
| 3 | Ashlynn Williams | 11 | Tre. Edgewood | 21:31.9 | 3 |
| 4 | Lilly Iden | 11 | Talawanda | 21:49.6 | 4 |
| 5 | Kylee Carver | 11 | Talawanda | 21:54.7 | 5 |
| 6 | Morgan Barnes | 11 | Ross | 22:07.8 | 6 |
| 7 | Elizabeth Hopkins Theroux | 10 | Ross | 22:21.1 | 7 |
| 8 | Alyssa Chaney | 12 | Talawanda | 22:42.7 | 8 |
| 9 | Kara Gassmann | 1 | Ross | 22:56.3 | 9 |
| 10 | Dannon Lotz | 11 | Harrison | 22:59.5 | 10 |
| 11 | Kylie Dearing | 11 | Ross | 22:59.9 | 11 |
| 12 | Bella Walter | 12 | Talawanda | 23:02.2 | 12 |
| 13 | Natalee Fritz | 11 | Ross | 23:17.6 | 13 |
| 14 | Mazzy Ozias | 12 | Ross | 23:32.0 | 14 |
| 15 | alexis pope | 9 | Tre. Edgewood | 23:44.3 | 15 |
| 16 | Tenley Issler | 11 | Harrison | 24:00.4 | 16 |
| 17 | Molly Van Gorden | 10 | Talawanda | 24:18.8 | 17 |
| 18 | Ella Norris | 12 | Mt. Healthy | 24:28.1 | |
| 19 | Makayla Chaney | 10 | Talawanda | 24:42.7 | |
| 20 | Jessica Guilfoyle | 12 | Harrison | 24:47.8 | 18 |
| 21 | Jessica Deiser | 9 | Harrison | 24:48.4 | 19 |
| 22 | Emily Watt | 10 | Talawanda | 25:02.3 | |
| 23 | Lindsey Greene | 12 | Harrison | 25:03.3 | 20 |
| 24 | Maddie Graf | 10 | Ross | 25:05.8 | 21 |
| 25 | claire roten | 9 | Tre. Edgewood | 25:07.2 | 22 |
| 26 | Eva Motta | 12 | Talawanda | 25:18.6 | |
| 27 | Jette Werner | 12 | Talawanda | 25:39.5 | |
| 28 | Jovana Lambe | 10 | Tre. Edgewood | 25:53.3 | 23 |
| 29 | Lilli Riggs | 10 | Harrison | 26:00.0 | 24 |
| 30 | Audrey Garcia | 1 | Ross | 26:21.4 | |
| 31 | Addie Danner | 9 | Talawanda | 26:29.6 | |
| 32 | Lily Franks | 10 | Talawanda | 26:36.6 | |
| 33 | Zoie Zobel | 12 | Harrison | 27:27.4 | 25 |
| 34 | Annie Biedenbach | 11 | Harrison | 27:47.6 | |
| 35 | Sierra Taylor | 12 | Harrison | 28:32.6 | |
| 36 | Zoe Hess | 11 | Cin. Northwest | 29:08.0 | |
| 37 | Zaina Shindi | 12 | Harrison | 29:10.8 | |
| 38 | Deborah Carter | 10 | Mt. Healthy | 30:17.4 | |




| Place | Name | Grade | Team | Time | Points |
|-------|-------------------|-------|----------------|---------|--------|
| 39 | Julia Guilfoyle | 9 | Harrison | 30:25.7 | |
| 40 | Lydia Herb | 10 | Tre. Edgewood | 30:26.3 | 26 |
| 41 | Hannah Hoblitzell | 11 | Talawanda | 32:03.1 | |
| 42 | Julia Harmon | 12 | Harrison | 32:43.1 | |
| 43 | Abigail Sears | 12 | Cin. Northwest | 33:59.1 | |
| 44 | Hannah Childs | 10 | Cin. Northwest | 34:02.5 | |
| 45 | Cora Fultz | 10 | Tre. Edgewood | 39:08.4 | 27 |



Race 1 - Girls Varsity/Open - 5K

10/16/2021 - 9:30 AM

Team Results - Open

| Place | Team | Score | Team Time | Runner Avg | Avg Mile | 5 Man Gap | Finish Order | Scoring Order |
|-------|---|-------|-----------|------------|----------|-----------|----------------|----------------|
| 1 |  Talawanda | 15 | 2:07:13 | 25:27 | 8:12 | 1:47 | 1-2-3-4-6-7-12 | 1-2-3-4-5-6-11 |
| 2 |  Harrison | 46 | 2:28:40 | 29:44 | 9:35 | 4:56 | 8-9-10-11-13 | 7-8-9-10-12 |
| DNP |  Ross | | 26:22 | 26:22 | 8:30 | | 5 | 1 Runner |



Race 1 - Girls Varsity/Open - 5K

10/16/2021 - 9:30 AM

Individual Results - Open






| Place | Name | Grade | Team | Time | Points |
|-------|-------------------|-------|-----------|---------|--------|
| 1 | Makayla Chaney | 10 | Talawanda | 24:42.7 | 1 |
| 2 | Emily Watt | 10 | Talawanda | 25:02.3 | 2 |
| 3 | Eva Motta | 12 | Talawanda | 25:18.6 | 3 |
| 4 | Jette Werner | 12 | Talawanda | 25:39.5 | 4 |
| 5 | Audrey Garcia | 1 | Ross | 26:21.4 | |
| 6 | Addie Danner | 9 | Talawanda | 26:29.6 | 5 |
| 7 | Lily Franks | 10 | Talawanda | 26:36.6 | 6 |
| 8 | Annie Biedenbach | 11 | Harrison | 27:47.6 | 7 |
| 9 | Sierra Taylor | 12 | Harrison | 28:32.6 | 8 |
| 10 | Zaina Shindi | 12 | Harrison | 29:10.8 | 9 |
| 11 | Julia Guilfoyle | 9 | Harrison | 30:25.7 | 10 |
| 12 | Hannah Hoblitzell | 11 | Talawanda | 32:03.1 | 11 |
| 13 | Julia Harmon | 12 | Harrison | 32:43.1 | 12 |



Race 1 - Girls Varsity/Open - 5K

10/16/2021 - 9:30 AM

Team Results - Varsity

| Place | Team | Score | Team Time | Runner Avg | Avg Mile | 5 Man Gap | Finish Order | Scoring Order |
|-------|--|-------|-----------|------------|----------|-----------|----------------------|----------------------|
| 1 |  Talawanda | 20 | 1:46:41 | 21:21 | 6:53 | 2:46 | 1-2-4-5-8-12-17 | 1-2-4-5-8-12-17 |
| 2 |  Ross | 46 | 1:53:43 | 22:45 | 7:20 | 1:10 | 6-7-9-11-13-14-22 | 6-7-9-11-13-14-21 |
| 3 |  Harrison | 83 | 2:01:40 | 24:20 | 7:50 | 2:04 | 10-16-19-20-21-25-26 | 10-16-18-19-20-24-25 |
| 4 |  Tre. Edgewood | 89 | 2:06:43 | 25:21 | 8:10 | 8:55 | 3-15-23-24-29-32 | 3-15-22-23-26-27 |
| DNP |  Cin. Northwest | | 1:37:10 | 32:24 | 10:26 | | 27-30-31 | 3 Runners |
| DNP |  Mt. Healthy | | 54:46 | 27:23 | 8:49 | | 18-28 | 2 Runners |



Race 1 - Girls Varsity/Open - 5K

10/16/2021 - 9:30 AM

Individual Results - Varsity

| Place | Name | Grade | Team | Time | Points |
|-------|------------------------------|-------|----------------|---------|--------|
| 1 | Hannah Lippincott | 12 | Talawanda | 19:57.3 | 1 |
| 2 | Lucia Rodbro | 9 | Talawanda | 20:16.1 | 2 |
| 3 | Ashlynn Williams | 11 | Tre. Edgewood | 21:31.9 | 3 |
| 4 | Lilly Iden | 11 | Talawanda | 21:49.6 | 4 |
| 5 | Kylee Carver | 11 | Talawanda | 21:54.7 | 5 |
| 6 | Morgan Barnes | 11 | Ross | 22:07.8 | 6 |
| 7 | Elizabeth Hopkins Theroux | 10 | Ross | 22:21.1 | 7 |
| 8 | Alyssa Chaney | 12 | Talawanda | 22:42.7 | 8 |
| 9 | Kara Gassmann | 1 | Ross | 22:56.3 | 9 |
| 10 | Dannon Lotz | 11 | Harrison | 22:59.5 | 10 |
| 11 | Kylie Dearing | 11 | Ross | 22:59.9 | 11 |
| 12 | Bella Walter | 12 | Talawanda | 23:02.2 | 12 |
| 13 | Natalee Fritz | 11 | Ross | 23:17.6 | 13 |
| 14 | Mazzy Ozias | 12 | Ross | 23:32.0 | 14 |
| 15 | alexis pope | 9 | Tre. Edgewood | 23:44.3 | 15 |
| 16 | Tenley Issler | 11 | Harrison | 24:00.4 | 16 |
| 17 | Molly Van Gorden | 10 | Talawanda | 24:18.8 | 17 |
| 18 | Ella Norris | 12 | Mt. Healthy | 24:28.1 | |
| 19 | Jessica Guilfoyle | 12 | Harrison | 24:47.8 | 18 |
| 20 | Jessica Deiser | 9 | Harrison | 24:48.4 | 19 |
| 21 | Lindsey Greene | 12 | Harrison | 25:03.3 | 20 |
| 22 | Maddie Graf | 10 | Ross | 25:05.8 | 21 |
| 23 | claire roten | 9 | Tre. Edgewood | 25:07.2 | 22 |
| 24 | Jovana Lambe | 10 | Tre. Edgewood | 25:53.3 | 23 |
| 25 | Lilli Riggs | 10 | Harrison | 26:00.0 | 24 |
| 26 | Zoie Zobel | 12 | Harrison | 27:27.4 | 25 |
| 27 | Zoe Hess | 11 | Cin. Northwest | 29:08.0 | |
| 28 | Deborah Carter | 10 | Mt. Healthy | 30:17.4 | |
| 29 | Lydia Herb | 10 | Tre. Edgewood | 30:26.3 | 26 |
| 30 | Abigail Sears | 12 | Cin. Northwest | 33:59.1 | |
| 31 | Hannah Childs | 10 | Cin. Northwest | 34:02.5 | |
| 32 | Cora Fultz | 10 | Tre. Edgewood | 39:08.4 | 27 |

